AGG Power Solutions

Always Go Great

ISO 9001
BUREAU VERITAS
Certification

AGG Power Solutions

Distributed by

AGG UK | AGG China | AGG USA | AGG UAE
info@aggpower.co.uk | www.aggpower.co.uk

AGG Power Solutions
Always Go Great

Index

03 Company Presentation

09 Cummins series
50Hz Cummins 26-3750kVA_Diesel
60Hz Cummins 28-3438kVA_Diesel

13 Perkins series
50Hz Perkins 8-2500kVA Diesel
60Hz Perkins 10-1880kVA Diesel

17 Deutz series
50Hz Deutz 18-825kVA Diesel
60Hz Deutz 22-825kVA Diesel

21 AGG series
50Hz AGG 13.2-900kVA Diesel
60Hz AGG 17.6-900kVA Diesel

25 Doosan series
50Hz Doosan 165-1000kVA Diesel
60Hz Doosan 206-1125kVA Diesel

27 Scania series
50Hz Scania 275-770kVA Diesel
60Hz Scania 313-800kVA Diesel

29 SME series
50Hz SME 715-2750kVA Diesel
60Hz SME 1500-2500kVA Diesel

31 MTU series
50Hz MTU 880-3250kVA Diesel
60Hz MTU 875-4000kVA Diesel

About AGG Power

AGG is an international power solution provider, focusing on design, manufacture, and distribution of power systems. Our products including diesel generators sets, natural gas generator sets, lithium generators, light towers, electrical system and other power solutions.

Since 2013, we've been committed to becoming a world-class expert in power supply. With the use of cutting-edge technologies, strict quality control, timely after-services, and global network all over the 5 continents, our products are widely used in the Commercial Buildings, Residential, Manufacturing, Data Center, Utility, Healthcare, Rental, Public Infrastructure, Recreational Vehicles, Commercial Mobile, Agriculture, Small Business, Construction, Government & Public Building, Defense, Telecoms, Mining, Oil and Gas field, Water Industry and other kinds of segments.

AGG is dedicated to building professional engineering and technical teams, to provide customers competitive solutions with premium quality and services. For the past years, we have gained our own experience and solutions based on diversified requirements in different applications. At the same time, AGG always keep "Customer First" in mind, providing customization services so as to further enhance our core competencies.

With the vision of "Building a distinguished enterprise, powering a better world", we will continuously innovate for our customers, employees and business partners to powering their success.

AGG Power Solutions

Worldwide Network

AGG Power hope to offer you wide range products,premium quality and peronalized service

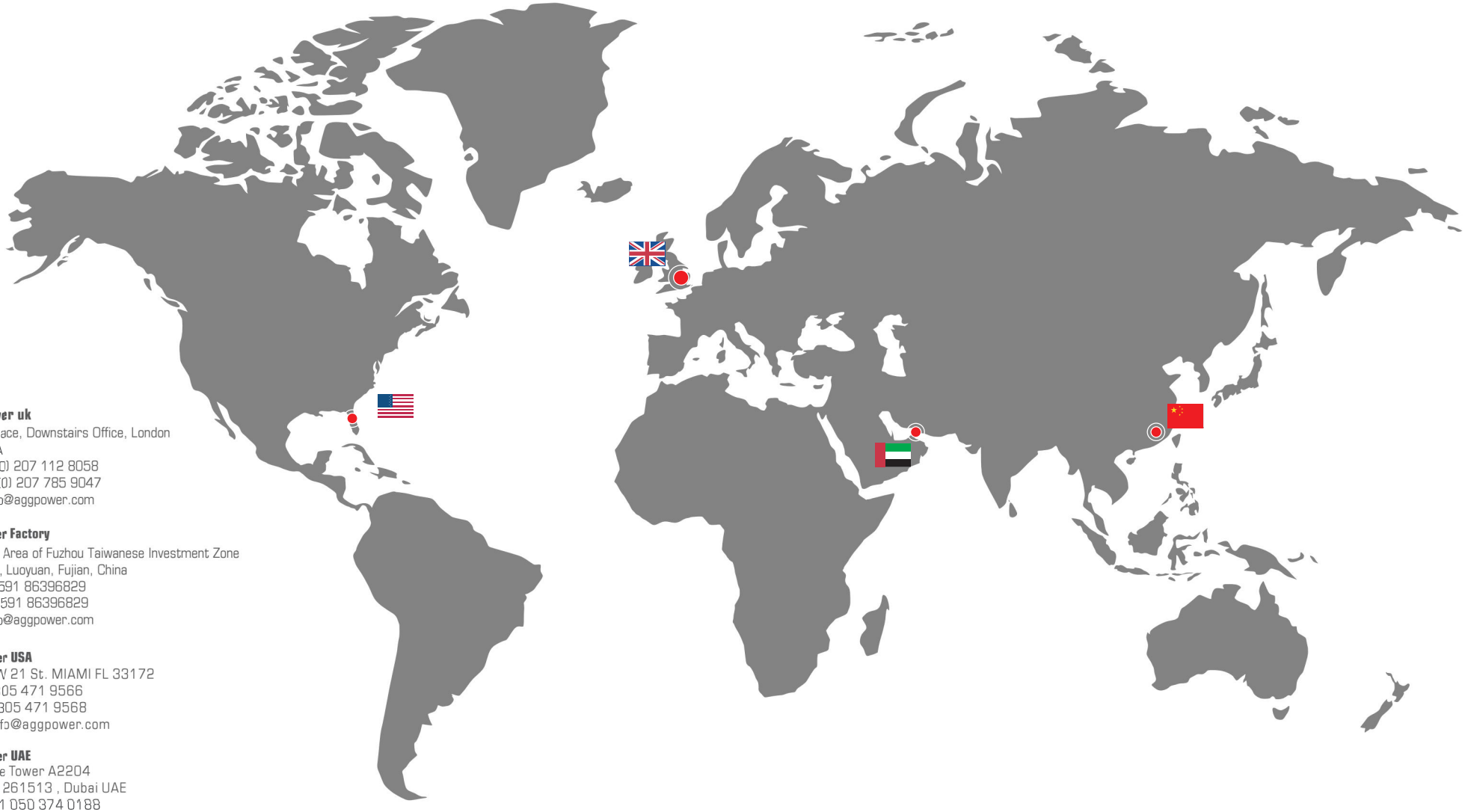

AGG Power uk
35 Ivor Place, Downstairs Office, London
NW1 6EA
Tel: +44(0) 207 112 8058
Fax: +44(0) 207 785 9047
Email: info@aggpower.com

AGG Power Factory
Songshan Area of Fuzhou Taiwanese Investment Zone
Songshan, Luoyuan, Fujian, China
Tel: +86 591 86396829
Fax: +86 591 86396829
Email: info@aggpower.com

AGG Power USA
9930 NW 21 St. MIAMI FL 33172
Tel: +1 305 471 9566
Fax: +1 305 471 9568
Email: info@aggpower.com

AGG Power UAE
Jafza One Tower A2204
P.O.BOX 261513 , Dubai UAE
Tel: +971 050 374 0188
Email: info@aggpower.co.uk

AGG Power Solutions

Your professional power assistant



P1650D5

- Perkins
- Standby power 1650kVA
- 5: 50Hz
- 6: 60Hz
- D: Diesel engine
- E: Diesel EFI engine

Engine brand and acronym	
C	powered by Cummins
P	powered by Perkins
M	powered by MTU
DE	powered by Deutz
AF/AS	powered by AGG
MS	powered by MHI
D	powered by Doosan
S	powered by Scania

Iconographic index

- Diesel Generator
- Open skid type
- Water-cooled
- CE Certified
- Sound-proof type
- Oil-cooled
- ISO 9001 Certified
- Containerized type

ISO 9001 BUREAU VERITAS Certification

As an ISO 9001 certified company we can ensure that every one of our customers receives a generator of superior quality that has been tested rigorously before shipment. The certification is a result of our commitment to continuous improvement and guarantees quality in the processes of design, manufacture and marketing of all AGG Power units. This standard entails the inspection of each component and meticulous control over every phase phase from the start of the production line. Each department, from sales to the assembly line, complies with the specifications and has the full participation and involvement on behalf of the AGG Power personnel, whose main focus is always customer satisfaction.

AGG Power ensure diesel generator sets comply with the CE making, which includes the following directives:

- 2006/42/EC Machinery safety.
- 2006/95/EC Low voltage
- EN60204-1: 2006+A1: 2009, EN ISO 12100:2010, EN ISO 13849-1: 2008, EN 12601: 2010

C Series

Diesel Generator Sets | Powered by Cummins

AGG Power Solutions

50Hz 60Hz

50Hz

Diesel Generator | Three Phases/Single Phase

Powered by Cummins

C Series | 400V_Diesel 26kVA - 3750kVA

Genset Model	ESP KVA	ESP KW	PRP KVA	PRP KW	Fuel Cons L/H(75%)	L*W*H(mm)	or L*W*H(mm)	Engine Model	Country of origin	Cyl Arrangement	Displacement (L)	Gov	Cooling
C33D5	33	26	30	24	5.7	1800*900*1465	2300*955*1250	4B3.9G12		4L	3.9	E	≈
C44D5	44	35	40	32	7.9	1800*900*1465	2300*955*1250	4BT3.9G1		4L	3.9	M	≈
C44D5A	44	35	40	32	7.3	1800*900*1465	2300*955*1250	4BT3.9G2		4L	3.9	E	≈
C55D5	55	44	50	40	10	1850*900*1465	2520*1055*1250	4BTA3.9G2		4L	3.9	E	≈
C66D5	66	53	60	48	10	1850*900*1465	2520*1055*1250	4BTA3.9G2		4L	3.9	E	≈
C88D5	88	70	80	64	13.2	1850*900*1465	2520*1055*1250	4BTA3.9G11		4L	3.9	E	≈
C110D5	110	88	100	80	16.9	2200*1000*1500	2950*1000*1250	6BT5.9G2		6L	5.9	E	≈
C125D5	125	100	113	90	20	2200*1000*1500	3170*1140*1780	6BTA5.9G2		6L	5.9	E	≈
C138D5	138	110	125	100	23	2200*1000*1500	3350*1140*1850	6BTAA5.9G2		6L	5.9	E	≈
C150D5	150	120	138	110	26	2200*1000*1500	3350*1140*1850	6BTAA5.9G2		6L	5.9	E	≈
C165D5	165	132	150	120	31	2500*1070*1750	3600*1165*1950	6BTAA5.9G12		6L	5.9	E	≈
C200D5	200	160	180	144	37	2500*1070*1750	3835*1145*2115	6CTA8.3G2		6L	8.3	E	≈
C220D5	220	176	200	160	37	2500*1070*1750	3835*1145*2115	6CTAA8.3G2		6L	8.3	E	≈
C275D5	275	220	250	200	39	2600*1070*1850	3970*1145*2320	6LTAA8.9G2		6L	8.3	E	≈
C300D5	300	240	270	216	44	2650*1100*1850	3970*1145*2320	6LTAA9.5G3		6L	9.5	E	≈
C330D5	330	264	300	240	45.75	2650*1100*1850	4210*1450*2260	6LTAA9.5G1		6L	9.5	E	≈
C358D5	358	286	325	260	52	2700*1200*1450	4210*1450*2260	6LTAA9.5G1		6L	9.5	E	≈
C400E5	400	320	360	288	54	2850*1250*1850	4210*1450*2260	QSG12G1		6L	12	ECM	≈
C450E5	450	360	410	328	60	3050*1151*2240	4365*1450*2260	QSG12G2		6L	12	ECM	≈
C500E5	500	400	450	360	73	3400*1360*2230	4910*1650*2465	QSZ13G5		6L	13	ECM	≈
C513E5	513	410	500	400	74.2	3400*1360*2230	4910*1650*2465	QSZ13G3		6L	13	ECM	≈
C550D5	550	440	500	400	82	3400*1360*2230	4910*1650*2465	KTA19G4		6L	19	E	≈
C550E5	550	440	500	400	78.7	3300*1470*2150	4910*1650*2465	QSX15G8		6L	15	ECM	≈
C650D5	650	520	N/A	N/A	94	3400*1360*2230	4910*1650*2465	KTA19G8		6L	19	E	≈
C688D5	688	550	N/A	N/A	95.2	3700*1450*2280	5010*1950*2540	KTAA19G6A		6L	19	E	≈
C713E5	713	570	650	520	95.2	3700*1450*2280	5010*1950*2540	QSK19G4		6L	19	ECM	≈
C825D5	825	660	750	600	118.1	4290*2030*2250	5815*2090*2550	KTA38G2		12V	38	E	≈
C880D5	880	704	800	640	118.0	4290*2030*2250	5815*2090*2550	KTA38G2B		12V	38	E	≈
C825D5	825	660	750	600	124.9	4000*1875*2250	5815*2090*2550	VTA28G6		12V	28	E	≈
C880E5	880	704	800	640	112.1	4150*1875*2250	5815*2090*2550	QSK23G3		12V	23.15	ECM	≈
C1000D5	1000	800	900	720	147	4300*2050*2200	5810*2090*2250	KTA38G2A		12V	38	E	≈
C1000E5	1000	800	900	720	147	4300*2050*2200	5810*2090*2250	QST30G3		12V	30	ECM	≈
C1100D5	1100	880	1000	800	230.1	4300*2050*2200	5810*2090*2275	KTA38G5		12V	38	E	≈
C1100E5	1100	880	1000	800	151	4400*2000*2250	5810*2090*2275	QST30G4		12V	30	ECM	≈
C1250D5	1250	1000	1125	900	206	4270*2060*2250	5810*2090*2275	KTA38G9		12V	38	E	≈
C1375E5	1375	1100	1250	1000	199	5000*2060*2200	C20H	QSK38G5		12V	38	ECM	≈
C1375D5	1375	1100	1250	1000	222	5500*2270*2450	C20H	KTA50G3		12V	50	E	≈
C1675D5	1675	1340	1400	1120	238	5500*2270*2450	C20H	KTA50G8		12V	50	E	≈
C1675D5	1675	1340	1500	1200	238	5500*2270*2450	C20H	KTA50G5B		12V	50	E	≈
C1825E5	1825	1460	1650	1320	265	5650*2200*2565	C40H	QSK50G7		12V	50	ECM	≈
C2063E5	2063	1650	1875	1500	270	5800*2200*2565	C40H	QSK60G3		16V	50	ECM	≈
C2250E5	2250	1800	2000	1600	291	5800*2200*2565	C40H	QSK60G4		16V	50	ECM	≈
C2500E5	2500	2000	2250	1800	368	6000*2575*2560	C40H	QSK60-G8		16V	50	ECM	≈
C2500E5	2500	2000	2000	1600	295	6000*2575*2560	C40H	QSK60G13		16V	50	ECM	≈
C2500E5	2500	2000	2250	1800	361	6000*2575*2560	C40H	QSK60G21		16V	50	ECM	≈
C2750E5	2750	2200	2500	2000	404.2	6750*2750*3330	C40H	QSK60G23		16V	50	ECM	≈
C2750E5	2750	2200	2500	2000	383	6750*2750*3330	C40H	QSK78G18		18V	50	ECM	≈
C3000E5	3000	2400	2750	2200	406	6750*2750*3330	C40H	QSK78G9		18V	50	ECM	≈
C3750E5	3750	3000	3350	2680	449.3	6800*2750*2650	C40H	QSK95-G4		16V	50	ECM	≈
C26D5-1	26	26	24	24	5.7	1850*900*1465	2520*1055*1250	4B3.9G12		4L	3.9	E	≈
C35D5-1	35	35	32	32	7.9	1850*900*1465	2520*1055*1250	4BT3.9G1		4L	3.9	M	≈
C35D5-1	35	35	32	32	7.3	1850*900*1465	2520*1055*1250	4BT3.9G2		4L	3.9	E	≈
C44D5-1	44	44	40	40	10	2200*1000*1500	2520*1055*1250	4BTA3.9G2		4L	3.9	E	≈
C53D5-1	53	53	48	48	10	2200*1000*1500	2950*1000*1250	4BTA3.9G2		4L	3.9	E	≈
C70D5-1	70	70	64	64	13.2	2200*1000*1500	3350*1140*1850	4BTA3.9G11		4L	3.9	E	≈
C88D5-1	88	88	80	80	16.9	2200*1000*1500	3350*1140*1850	6BT5.9G2		6L	5.9	E	≈
C100D5-1	100	100	90	90	20	2200*1000*1500	3350*1140*1850	6BTA5.9G2		6L	5.9	E	≈
C110D5-1	110	110	100	100	23	2200*1000*1500	3600*1165*1950	6BTAA5.9G2		6L	5.9	E	≈

≈ Water-cooling

Open type | Sound-proof type | Containerized type | The engine is China original | The engine is India original | The engine is USA original | The engine is UK original

The rating is according to ISO 8528 : + 25℃ mASL; 30% relative humidity. The power losses please consult AGG Power Technical Department.

Further voltage rating are available under request: 50HZ_380V/400V/415V/440V.

PRP-ISO8528: prime power is the maximum power available during a variable power sequence, which may be run for an unlimited number of hours per year, between stated maintenance intervals. The permissible average power output during at 24 hours period shall not exceed 80% of the prime power. 10% overload available for governing purposes only.

ESP-ISO8528: It is defined as the maximum power available, under the agreed operating conditions, for which the generating set is capable of delivering for up to 500 h of operation per year (of which no more than 300 h for continuative use) with the maintenance intervals and procedures being carried out as prescribed by the manufacturers. No overload capability is available.

Diesel Generator | Three Phases/Single Phase

Powered by Cummins

60Hz

C Series | 220/440V_Diesel 28kVA - 3438kVA

Genset Model	ESP KVA	ESP KW	PRP KVA	PRP KW	Fuel Cons L/H(75%)	L*W*H(mm)	or L*W*H(mm)	Engine Model	Country of origin	Cyl Arrangement	Displacement (L)	Gov	Cooling
C35D6	35	28	30	24	7.5	1800*990*1465	2300*955*1250	4B3.9G12		4L	3.9	E	≈
C50D6	50	44	50	40	8.4	1800*990*1465	2300*955*1250	4BT3.9G2		4L	3.9	E	≈
C66D6	66	53	60	48	12.2	1800*990*1465	2520*1055*1250	4BTA3.9G2		4L	3.9	E	≈
C75D6	75	60	68	54	12.8	1850*900*1480	2520*1055*1250	4BTA3.9G2		4L	3.9	E	≈
C100D6	100	80	90	72	13.2	1800*900*1465	2520*1055*1250	4BTA3.9G11		4L	3.9	E	≈
C110D6	110	88	100	80	16.9	2150*1000*1480	3000*1000*1250	6BT5.9G2		6L	5.9	E	≈
C125D6	125	100	113	90	17.2	2150*1000*1480	3000*1000*1250	6BT5.9G2		6L	5.9	E	≈
C150D6	150	120	131.25	105	23	2150*970*1550	3170*1140*1780	6BTA5.9G2		6L	5.9	E	≈
C165D6	165	132	150	120	23	2350*970*1500	3350*1140*1850	6BTAA5.9G2		6L	5.9	E	≈
C188D6	188	150	170	136	28	2300*1000*1600	3600*1165*1950	6BTAA5.9G12		6L	5.9	E	≈
C200D6	200	160	180	144	33	2350*1070*1650	3820*1150*2060	6CTA8.3G2		6L	8.3	E	≈
C220D6	220	176	200	160	33	2350*1070*1650	3820*1150*2060	6CTA8.3G2		6L	8.3	E	≈
C250D6	250	200	225	180	49	2450*1070*1750	3970*1150*2325	6CTAA8.3-G9		6L	8.3	E	≈
C275D6	275	220	250	200	44	2600*1050*1850	3970*1150*2325	6LTAA8.9G2		6L	8.9	E	≈
C300D6	300	240	275	220	44	2600*1050*1850	3970*1150*2325	6LTAA8.9G2		6L	8.9	E	≈
C313D6	313	250	281	225	46	2600*1050*1850	3970*1150*2325	6LTAA8.9G3		6L	8.9	E	≈
C344D6	344	275	313	250	50	2600*1050*1850	3970*1150*2325	6LTAA9.5G1		6L	9.5	E	≈
C350D6	350	280	313	250	56.1	2700*1200*1850	4210*1450*2260	NTA855G1		6L	14	E	≈
C388D6	388	310	350	280	61.7	2700*1200*1850	4210*1450*2260	NTA855G1B		6L	14	E	≈
C438E6	438	350	400	320	62	2700*1200*1850	4210*1450*2260	QSG12-G3		6L	12	ECM	≈
C440D6	440	350	394	315	66	2700*1200*1850	4210*1450*2260	NTA855G3		6L	14	E	≈
C500E6	500	400	450	360	69	3300*1470*2150	4210*1450*2260	QSG12-G4		6L	12	ECM	≈
C550D6	563	450	513	410	86	3400*1360*2230	4210*1450*2260	KTA19G3		6L	19	E	≈
C625D6	625	500	563	450	94.2	3400*1360*2230	4910*1650*2465	KTA19G3A		6L	19	E	≈
C625D6A	625	500	568.75	455	94	3400*1360*2230	4910*1650*2465	KTA19G4		6L	19	E	≈
C625E6	625	500	563	450	90.5	3300*1470*2150	4910*1650*2465	QSX15G9		6L	15	ECM	≈
C688D6	688	550	625	500	101	3700*1450*2280	4910*1650*2465	KTAA19G5		6L	19	E	≈
C710E6	710	568	625	500	106	3700*1450*2280	4910*1650*2465	QSK19G4		6L	19	ECM	≈
C750D6	750	600	NA	NA	90.5	3700*1450*2280	5010*1950*2540	KTAA19G6A		6L	19	E	≈
C750E6	750	600	688	550	113	3675*1550*2480	5010*1950*2540	QSK19G5		6L	19	ECM	≈
C850D6	850	680	775	620	150	4300*2050*2200	5010*1950*2555	KT38-G		12V	38	E	≈
C963D6	963	770.4	875	700	154	4300*2050*2200	5810*2090*2250	KTA38G1		12V	38	E	≈
C1000D6	1000	800	910	728	157	4300*2050*2200	5810*2090*2250	KTA38G2		12V	38	E	≈
C1000E6	1000	800	910	728	139	4150*1875*2200	5810*2090*2250	QSK23G3		6L	23	ECM	≈
C1038D6	1038	830	935	748	160	4300*2050*2200	5810*2090*2250	KTA38G2B		12V	38	E	≈
C1125D6	1125	900	1025	820	186.8	4300*2050*2200	5810*2090*2250	KTA38G2A		12V	38	E	≈
C1125E6	1125	900	1025	820	154	4400*2000*2250	5810*2090*2250	QST30G3		12V	30	ECM	≈
C1250D6	1250	1000	1138	910	186.8	4300*2050*2200	5810*2090*2250	KTA38G4		12V	38	E	≈
C1250E6	1250	1000	1138	910	154	4400*2000*2250	5810*2090*2250	QST30G4		12V	30	ECM	≈
C1375D6	1375	1100	NA	NA	196	4300*2050*2200	5810*2090*2275	KTA38G9		12V	38	E	≈
C1450E6	1450	1160	1200	960	202	4300*2050*2200	5810*2090*2275	QSK38G5		12V	38	ECM	≈
C1563D6	1563	1250	1418	1134	222	5000*2060*2200	C20H	KTA50G3		16V	50	E	≈
C1875D6	1875	1500	1619	1295	257	5500*2270*2450	C40H	KTA50G9		16V	50	E	≈
C1875E6	1875	1500	1706	1365	273	5650*2200*2565	C40H	QSK50G4		16V	50	ECM	≈
C2250E6	2250	1800	2040	1632	319	5800*2200*2565	C40H	QSK60G5		16V	60	ECM	≈
C2500E6	2500	2000	2281	1825	356	5800*2200*2565	C40H	QSK60G6		16V	60	ECM	≈
C2750E6	2750	2200	2250	1800	398	5800*2200*2565	C40H	QSK60G14		16V	60	ECM	≈
C3125E6	3125	2500	2844	2275	475	6750*2750*3330	C40H	QSK78G7		18V	78	ECM	≈
C3438E6	3438	2750	3125	2500	500	6750*2750*3330	C40H	QSK78G8		18V	78	ECM	≈
C28D6-1	28	28	24	24	7.5	1800*990*1465	2520*1055*1250	4B3.9G12		4L	3.9	E	≈
C40D6-1	40	40	36	36	8.4	1800*900*1465	2520*1055*1250	4BT3.9G2		4L	3.9	E	≈
C53D6-1	53	53	48	48	12.2	2150*1000*1480	3000*1000*1250	4BTA3.9G2		4L	3.9	E	≈
C60D6-1	60	60	54	54	12.8	2150*970*1550	3170*1140*1780	4BTA3.9G2		4L	3.9	E	≈
C80D6-1	80	80	72	72	13.2	2350*970*1500	3350*1140*1850	4BTA3.9G11		4L	3.9	E	≈
C88D6-1	88	88	80	80	16.9	2350*1070*1650	3820*1150*2060	6BT5.9G2		6L	5.9	E	≈
C100D6-1	100	100	90	90	17.2	2350*1070*1650	3820*1150*2060	6BT5.9G2		6L	5.9	E	≈
C116D6-1	116	116	105	105	23	2450*1070*1750	3970*1145*2320	6BTA5.9G2		6L	5.9	E	≈
C125D6-1	125	125	116	116	23	2600*1050*1850	3970*1145*2320	6BTAA5.9G2		6L	5.9	E	≈

≈ Water-cooling

Open type | Sound-proof type | Containerized type | The engine is China original | The engine is India original | The engine is USA original | The engine is UK original

The rating is according to ISO 8528 : + 25℃ mASL; 30% relative humidity. The power losses please consult AGG Power Technical Department.

Further voltage rating are available under request: 60Hz_208V/220V/230V/240V/380V/400V/440V/460V/480V.

PRP-ISO8528: prime power is the maximum power available during a variable power sequence, which may be run for an unlimited number of hours per year, between stated maintenance intervals. The permissible average power output during at 24 hours period shall not exceed 80% of the prime power. 10% overload available for governing purposes only.

ESP-ISO8528: It is defined as the maximum power available, under the agreed operating conditions, for which the generating set is capable of delivering for up to 500 h of operation per year (of which no more than 300 h for continuative use) with the maintenance intervals and procedures being carried out as prescribed by the manufacturers. No overload capability is available.

P Series

Diesel Generator Sets | Powered by Perkins

AGG Power Solutions

50Hz 60Hz



50Hz

Diesel Generator | Three Phases/Single Phase

Powered by Perking

P Series | 400V_Diesel 8kVA - 2500kVA

Genset Model	ESP KVA	ESP KW	PRP KVA	PRP KW	Fuel Cons L/H(75%)	L*W*H(mm)	or L*W*H(mm)	Engine Model	Country of origin	Cyl Arrangement	Displacement (L)	Gov	Cooling
P10D5	10	8	9	7.2	2.0	1500*550*1190	2020*955*1150	403A-11G1		3L	1.1	M	
P15D5	15	12	13	10	2.7	1500*550*1190	2020*955*1150	403A-15G1		3L	1.5	M	
P16.5D5	16.5	13	15	12	3.1	1500*550*1190	2020*955*1150	403A-15G2		3L	1.5	M	
P22D5	22	18	20	16	4.0	1600*550*1255	2020*955*1150	404A-22G1		4L	2.2	M	
P33D5	33	26	30	24	5.6	1800*765*1370	2300*955*1370	1103A-33G		3L	3.3	M	
P50D5	50	40	45	36	5.6	1950*780*1370	2300*955*1370	1103A-33TG1		3L	3.3	M	
P66D5	66	53	60	48	10.8	1975*770*1370	2300*955*1370	1103A-33TG2		3L	3.3	M	
P72D5	72	58	65	52	11.2	2150*800*1370	2700*1140*1635	1104A-44TG1		4L	4.4	M	
P88D5	88	70	80	64	14.0	2150*800*1370	2700*1140*1635	1104A-44TG2		4L	4.4	M	
P110D5	110	88	100	80	17.1	2230*800*1390	2800*1140*1705	1104C-44TAG2		4L	4.4	E	
P150D5	150	120	135	108	22.7	2650*800*1500	3400*1140*1800	1106A-70TG1		6L	7	M	
P165D5	165	132	150	120	24.7	2650*800*1550	3550*1140*2165	1106A-70TAG2		6L	7	M	
P200D5	200	160	180	144	32.0	2750*800*1550	3600*1140*2170	1106A-70TAG3		6L	7	M	
P220D5	220	176	200	160	34.7	2800*800*1600	3600*1140*2170	1106A-70TAG4		6L	7	E	
P250E5	250	200	225	180	35.7	3000*1100*1650	4120*1150*2260	1506A-E88TAG2		6L	8.8	ECM	
P275E5	275	220	250	200	41.6	3000*1100*1650	4120*1150*2260	1506A-E88TAG3		6L	8.8	ECM	
P300E5	300	240	275	220	45.8	3000*1100*1650	4000*1450*2255	1506A-E88TAG4		6L	8.8	ECM	
P330E5	330	264	300	240	48.2	3000*1100*1650	4000*1450*2255	1506A-E88TAG5		6L	8.8	ECM	
P400E5	400	320	350	280	54.0	3300*1200*2200	4400*1450*2540	2206A-E13TAG2		6L	12.5	ECM	
P450E5	450	360	400	320	62.0	3300*1200*2200	4400*1450*2540	2206A-E13TAG3		6L	12.5	ECM	
P500E5	500	400	450	360	72.0	3750*1150*2000	4750*1450*2500	2506A-E15TAG1		6L	15.2	ECM	
P550E5	550	440	500	400	76.0	3750*1150*2000	4750*1450*2500	2506A-E15TAG2		6L	15.2	ECM	
P660E5	660	528	600	480	90.0	3800*1550*2250	4750*1850*2500	2806A-E18TAG1A		6L	18.1	ECM	
P715E5	715	572	650	520	97.0	3800*1550*2250	4750*1850*2500	2806A-E18TAG2		6L	18.1	ECM	
P825D5	825	660	750	600	122	3800*1750*2230	5612*2140*2500	4006-23TAG2A		6L	22.921	E	
P880D5	880	704	800	640	130	4600*2000*2500	5612*2140*2500	4006-23TAG3A		6L	22.921	E	
P1000D5	1000	800	900	720	143	4300*2050*2200	5810*2090*2275	4008TAG1A		8L	30.5	E	
P1000D5	1000	800	900	720	160	4300*2050*2200	5810*2090*2275	4008-30TAG2		8L	30.5	E	
P1100D5	1000	800	1100	880	162	4300*2050*2200	5810*2090*2275	4008TAG2A		8L	30.5	E	
P1100D5	1000	800	1100	880	140	4300*2050*2200	5810*2090*2275	4008-30TAG2		8L	30.5	E	
P1250D5	1250	1000	1125	900	188	4300*2050*2200	5810*2090*2275	4008-30TAG3		8L	30.5	E	
P1375D5	1375	1100	1250	1000	196	5000*2060*2200	C20H	4012-46TWG2A		12V	45.8	E	
P1500D5	1500	1200	1350	1080	212	5500*2270*2450	C20H	4012-46TWG3A		12V	45.8	E	
P1650D5	1650	1320	1500	1200	234	5500*2270*2450	C40H	4012-46TAG2A		12V	45.8	E	
P1850D5	1850	1480	1650	1320	275	5650*2200*2565	C40H	4012-46TAG3A		12V	45.8	E	
P1850D5	1875	1500	1705	1364	275	5650*2200*2565	C40H	4012-46TAG3A		12V	45.8	E	
P2030D5	2030	1624	1845	1476	277	5800*2200*2565	C40H	4016TAG1A		16V	61.1	E	
P2260D5	2260	1808	2050	1640	316	5800*2200*2565	C40H	4016TAG2A		16V	61.1	E	
P2500D5	2500	2000	2250	1800	344	6000*2575*2560	C40H	4016-61TRG3		16V	61.1	E	
P8D5-1	8	8	7.2	7.2	2.0	1500*550*1190	2020*955*1150	403A-11G1		3L	1.1	M	
P12D5-1	12	12	10	10	2.7	1500*550*1190	2020*955*1150	403A-15G1		3L	1.5	M	
P13D5-1	13	13	12	12	3.11	1600*550*1190	2020*955*1150	403A-15G2		3L	1.5	M	
P18D5-1	18	18	16	16	4.0	1750*550*1250	2300*955*1370	404A-22G1		4L	2.2	M	
P26D5-1	26	26	24	24	5.6	1900*765*1370	2300*955*1370	1103A-33G		3L	3.3	M	
P40D5-1	40	40	36	36	5.6	2000*780*1370	2300*955*1370	1103A-33TG1		3L	3.3	M	
P53D5-1	53	53	48	48	10.8	2100*770*1370	2350*955*1370	1103A-33TG2		3L	3.3	M	
P58D5-1	58	58	52	52	11.2	2250*800*1370	2800*1140*1705	1104A-44TG1		4L	4.4	M	
P70D5-1	70	70	64	64	14.0	2350*800*1370	3400*1140*1800	1104A-44TG2		4L	4.4	M	
P88D5-1	88	88	80	80	17.1	2500*800*1390	3550*1140*2165	1104C-44TAG2		4L	4.4	E	
P120D5-1	120	120	108	108	22.7	2800*800*1500	3600*1140*2170	1106A-70TG1		6L	7	M	

Water-cooling

Open type Sound-proof type Containerized type The engine is China original The engine is India original The engine is USA original The engine is UK original

The rating is according to ISO 8528 : + 25℃ mASL: 30% relative humidity. The power losses please consult AGG Power Technical Department.

Further voltage rating are available under request: 50HZ_380V/400V/415V/440V.

PRP-ISO8528: prime power is the maximum power available during a variable power sequence, which may be run for an unlimited number of hours per year, between stated maintenance intervals. The permissible average power output during at 24 hours period shall not exceed 80% of the prime power. 10% overload available for governing purposes only.

ESP-ISO8528: It is defined as the maximum power available, under the agreed operating conditions, for which the generating set is capable of delivering for up to 500 h of operation per year (of which no more than 300 h for continuative use) with the maintenance intervals and procedures being carried out as prescribed by the manufacturers. No overload capability is available.

Diesel Generator | Three Phases/Single Phase

60Hz

Powered by Perkins

P Series | 220V/440V_Diesel 10kVA - 1880kVA

Genset Model	ESP KVA	ESP KW	PRP KVA	PRP KW	Fuel Cons L/H(75%)	L*W*H(mm)	or L*W*H(mm)	Engine Model	Country of origin	Cyl Arrangement	Displacement (L)	Gov	Cooling
P12D6	12	10	11	8.8	2.3	1490*550*1190	2020*955*1150	403D-11G		3L	1.1	M	
P17D6	17	14	15	12	2.37	1490*550*1190	2020*955*1150	403D-15G		3L	1.5	M	
P20D6	20	16	18	14.4	3.1	1565*550*1255	2020*955*1150	403A-15G2		3L	1.5	M	
P27D6	27	22	24	19.2	4.8	1800*765*1370	2020*955*1150	404D-22G		4L	2.2	M	
P38D6	38	30	35	28	5.6	1800*765*1370	2300*955*1370	1103A-33G		3L	3.3	M	
P59D6	59	47	53	42.4	5.6	1975*770*1370	2300*955*1370	1103A-33TG1		3L	3.3	M	
P75D6	75	60	68	54.4	12.5	2135*800*1375	2300*955*1370	1103A-33TG2		3L	3.3	M	
P84D6	84	67	76	60.8	13.5	2135*800*1375	2700*1140*1635	1104A-44TG1		4L	4.4	M	
P100D6	100	80	91	72.8	16.9	2230*800*1390	2800*1140*1705	1104A-44TG2		4L	4.4	M	
P125D6	125	100	113	90	20.2	2230*800*1390	2800*1140*1705	1104C-44TAG2		4L	4.4	E	
P169D6	169	135	152	122	26.5	2640*800*1565	3550*1140*2165	1106A-70TG1		6L	7	M	
P188D6	188	150	169	135	29.1	2755*800*1565	3600*1140*2170	1106A-70TAG2		6L	7	M	
P220D6	220	176	200	160	35.3	2785*800*1615	3600*1140*2170	1106A-70TAG3		6L	7	M	
P269E6	269	215	245	196	41.8	2975*1100*1665	4265*1450*2255	1506A-E88TAG2		6L	8.8	ECM	
P313E6	313	250	281	225	48.0	2975*1100*1665	4265*1450*2255	1506A-E88TAG3		6L	8.8	ECM	
P344E6	344	275	313	250	51.1	2985*1070*1600	4265*1450*2255	1506A-E88TAG4		6L	8.8	ECM	
P375E6	375	300	338	270	56.8	3320*1190*2180	4265*1450*2255	1506A-E88TAG5		6L	8.8	ECM	
P438E6	438	350	400	320	65.0	3320*1190*2180	4265*1450*2255	2206A-E13TAG2		6L	12.5	ECM	
P438E6	438	350	400	320	63.0	3320*1190*2180	4265*1450*2255	2206A-E13TAG5		6L	12.5	ECM	
P500E6	500	400	450	360	69.0	3320*1190*2180	4265*1450*2255	2206A-E13TAG6		6L	12.5	ECM	
P563E6	563	450	500	400	78.0	3730*1155*2005	4265*1450*2255	2506A-E15TAG1		6L	15	ECM	
P625E6	625	500	563	450	96.0	3730*1155*2005	4265*1450*2255	2506C-E15TAG3		6L	15	ECM	
P625E6	625	500	563	450	98.0	3730*1155*2005	4265*1450*2255	2506C-E15TAG4		6L	15	ECM	
P688E6	688	550	625	500	95	3775*1540*2240	4265*1450*2255	2806A-E18TAG1A		6L	18	ECM	
P750E6	750	600	688	550	112	3775*1540*2240	4265*1450*2255	2806A-E18TAG3		6L	18	ECM	
P825D6	825	660	750	600	126	3700*1450*2280	5615*2190*2550	4006-23TAG2A		6L	23	E	
P938D6	938	750.4	844	675.2	144	4300*2050*2200	5615*2190*2550	4006-23TAG3A		6L	23	E	
P975D6	975	780	884	707.2	145	4300*2050*2200	5810*2090*2275	4008TAG1		8L	30.5	E	
P1100D6	1100	880	1000	800	162	4400*2000*2250	5810*2090*2275	4008TAG2		8L	30.5	E	
P1375D6	1375	1100	1250	1000	196.5	4400*2000*2250	C20H	4012-46TWG2A		12V	46	E	
P1500D6	1500	1200	1350	1080	214.1	4400*2000*2250	C20H	4012-46TWG3A		12V	46	E	
P1675D6	1675	1340	1500	1200	246	5000*2060*2200	C40H	4012-46TAG2A		12V	46	E	
P1880D6	1880	1504	1700	1360	277	5000*2060*2200	C40H	4012-46TAG3A		12V	46	E	
P10D6-1	10	10	8.8	8.8	2.1	1565*550*1255	2020*955*1150	403D-11G		3L	1.1	M	
P14D6-1	14	14	12	12	2.8	1800*765*1370	2020*955*1150	403D-15G		3L	1.5	M	
P16D6-1	16	16	14.4	14.4	3.1	1800*765*1370	2300*955*1370	403A-15G2		3L	1.5	M	
P22D6-1	22	22	19.2	19.2	4.8	1800*765*1370	2300*955*1370	404D-22G		4L	2.2	M	
P30D6-1	30	30	28	28	6.6	2135*800*1375	2300*955*1370	1103A-33G		3L	3.3	M	
P47D6-1	47	47	42.4	42.4	9.9	2230*800*1390	2300*955*1370	1103A-33TG1		3L	3.3	M	
P60D6-1	60	60	54.4	54.4	12.5	2230*800*1390	2350*955*1370	1103A-33TG2		3L	3.3	M	
P67D6-1	67	67	60.8	60.8	13.5	2640*800*1565	3550*1140*2165	1104A-44TG1		4L	4.4	M	
P80D6-1	80	80	72.8	72.8	16.9	2640*800*1565	3550*1140*2165	1104A-44TG2		4L	4.4	M	
P100D6-1	100	100	90	90	20.2	2785*800*1615	3600*1140*2170	1104C-44TAG2		4L	4.4	E	

Water-cooling

Open type Sound-proof type Containerized type The engine is China original The engine is India original The engine is USA original The engine is UK original

The rating is according to ISO 8528 : + 25℃ mASL: 30% relative humidity. The power losses please consult AGG Power Technical Department.

Further voltage rating are available under request: 60Hz_208V/220V/230V/240V/360V/400V/440V/460V/480V.

PRP-ISO8528: prime power is the maximum power available during a variable power sequence, which may be run for an unlimited number of hours per year, between stated maintenance intervals. The permissible average power output during at 24 hours period shall not exceed 80% of the prime power. 10% overload available for governing purposes only.

ESP-ISO8528: It is defined as the maximum power available, under the agreed operating conditions, for which the generating set is capable of delivering for up to 500 h of operation per year (of which no more than 300 h for continuative use) with the maintenance intervals and procedures being carried out as prescribed by the manufacturers. No overload capability is available.

DE Series

Diesel Generator Sets | Powered by Deutz

AGG Power Solutions

50Hz 60Hz

50Hz

Diesel Generator | Three Phases/Single Phase

Powered by Deutz

DE Series | 400V_Diesel 18kVA - 825kVA

Genset Model	ESP KVA	ESP KW	PRP KVA	PRP KW	Fuel Cons L/H(75%)	L*W*H(mm)	L*W*H(mm)	Engine Model	Country of origin	Cyl Arrangement	Displacement (L)	Gov	Cooling
DE22D5	22	17.6	20	16	3.3	1650*700*800	2020*955*1150	BFM3 G1	🇨🇳	4L	3.1	E	≈
DE33D5	33	26.4	30	24	4.9	1650*700*800	2300*955*1370	BFM3 G2	🇨🇳	4L	3.1	E	≈
DE44D5	44	35.2	40	32	6.6	1800*900*1465	2300*955*1250	BFM3T	🇨🇳	4L	3.1	E	≈
DE55D5	55	44	50	40	8.2	1800*900*1465	2520*1055*1250	BFM3C	🇨🇳	4L	3.1	E	≈
DE66D5	66	53	60	48	9.3	1850*900*1465	2520*1055*1250	BF4M2012	🇨🇳	4L	4.04	E	≈
DE88D5	88	70	80	64	12.3	1850*900*1465	2520*1055*1250	BF4M2012C G1	🇨🇳	4L	4.04	E	≈
DE100D5	100	80	90	72	13.8	2200*1000*1500	2950*1000*1250	BF4M2012C G2	🇨🇳	4L	4.04	E	≈
DE110D5	110	88	100	80	15.3	2200*1000*1500	2950*1000*1250	BF4M1013EC G1	🇨🇳	4L	4.76	E	≈
DE125D5	125	100	113	90	16.9	2200*1000*1500	3350*1140*1850	BF4M1013EC G2	🇨🇳	4L	4.76	E	≈
DE150D5	150	120	138	110	20.2	2200*1000*1500	3350*1140*1850	BF4M1013FC	🇨🇳	4L	4.76	E	≈
DE165D5	165	132	150	120	22.7	2200*1000*1500	3350*1140*1850	BF6M1013EC G1	🇨🇳	6L	7.15	E	≈
DE200D5	200	160	180	144	27.2	2500*1070*1750	3600*1165*2070	BF6M1013EC G2	🇨🇳	6L	7.15	E	≈
DE220D5	220	176	200	160	30.1	2500*1070*1750	3600*1140*2170	BF6M1013FC G3	🇨🇳	6L	7.15	E	≈
DE250D5	250	200	225	180	31.9	2500*1070*1750	4120*1150*2260	BF6M1015-LA GA	🇨🇳	6L	11.9	E	≈
DE275E5	275	220	250	200	39.9	2600*1070*1850	4120*1150*2260	TCD8.0	🇨🇳	6L	7.8	ECM	≈
DE275D5	275	220	250	200	35.4	2600*1070*1850	4120*1150*2260	BF6M1015C-LA G1A	🇨🇳	6V	11.9	E	≈
DE313D5	313	250	275	220	39.0	2650*1100*1850	4120*1150*2260	BF6M1015C-LA G2A	🇨🇳	6V	11.9	E	≈
DE350D5	350	280	313	250	44.3	2700*1200*1450	4120*1150*2260	BF6M1015C-LA G3A	🇨🇳	6V	11.9	E	≈
DE388D5	388	310	350	280	49.6	2700*1200*1450	4120*1150*2260	BF6M1015C-LA G4	🇨🇳	6V	11.9	E	≈
DE413E5	413	330	375	300	53.1	2850*1250*1850	4120*1150*2260	BF6M1015CP	🇩🇪	6V	11.9	ECM	≈
DE413D5	413	330	375	300	53.1	2850*1250*1850	4120*1150*2260	BF6M1015CP-LA G	🇨🇳	6V	11.9	E	≈
DE475D5	475	380	438	350	62.0	3400*1360*2230	4400*1450*2540	BF8M1015C-LA G1A	🇨🇳	8V	15.8	E	≈
DE500D5	500	400	450	360	63.8	3400*1360*2230	4400*1450*2540	BF8M1015C-LA G2	🇨🇳	8V	15.8	E	≈
DE500E5	550	440	500	400	70.8	3400*1360*2230	4750*1450*2500	BF8M1015CP	🇩🇪	8V	15.8	ECM	≈
DE550D5	550	440	500	400	70.8	3400*1360*2230	4750*1450*2500	BF8M1015CP-LA G2	🇨🇳	8V	15.8	E	≈
DE605D5	605	484	550	440	77.9	3400*1360*2230	4750*1450*2500	BF8M1015CP-LA G4	🇨🇳	8V	15.8	E	≈
DE625D5	625	500	563	450	79.7	3400*1360*2230	4750*1450*2500	BF8M1015CP-LA G5	🇨🇳	8V	15.8	E	≈
DE750D	750	600	688	550	178	4050*1805*2170	6058*2438*2591	HC12V132ZL-LAG1A	🇨🇳	12V	23.812	E	≈
DE825D	825	660	750	600	178	4050*1805*2170	6058*2438*2591	HC12V132ZL-LAG2A	🇨🇳	12V	23.812	E	≈
DE18D5-1	18	18	16	16	3.3	1800*900*1465	2300*955*1370	BFM3 G1	🇨🇳	4L	3.1	E	≈
DE26D5-1	26	26	24	24	4.9	1800*900*1465	2300*955*1370	BFM3 G2	🇨🇳	4L	3.1	E	≈
DE35D5-1	35	35	32	32	6.6	2200*1000*1500	2520*1055*1250	BFM3T	🇨🇳	4L	3.1	E	≈
DE44D5-1	44	44	40	40	8.2	2200*1000*1500	2520*1055*1250	BFM3C	🇨🇳	4L	3.1	E	≈
DE53D5-1	53	53	48	48	9.3	2200*1000*1500	2950*1000*1250	BF4M2012	🇨🇳	4L	4.04	M	≈
DE70D5-1	70	70	64	64	12.3	2200*1000*1500	3350*1140*1850	BF4M2012C G1	🇨🇳	4L	4.04	E	≈
DE80D5-1	80	80	72	72	13.8	2200*1000*1500	3600*1165*1950	BF4M2012C G2	🇨🇳	4L	4.04	E	≈
DE88D5-1	88	88	80	80	15.3	2200*1000*1500	3600*1165*2070	BF4M1013EC G1	🇨🇳	4L	4.76	E	≈
DE100D5-1	100	100	90	90	16.9	2200*1000*1500	3600*1165*2070	BF4M1013EC G2	🇨🇳	4L	4.76	E	≈
DE120E5-1	120	120	110	110	20.2	2200*1000*1500	3835*1145*2115	BF4M1013FC	🇨🇳	4L	4.76	ECU	≈

≈ Water-cooling Containerized type Open type 🇩🇪 The engine is Germany original 🇨🇳 The engine is China original

The rating is according to ISO 8528 : + 25℃ mASL: 30% relative humidity. The power losses please consult AGG Power Technical Department.
Further voltage rating are available under request: 50HZ_380V/400V/415V/440V.

PRP-ISO8528: prime power is the maximum power available during a variable power sequence, which may be run for an unlimited number of hours per year, between stated maintenance intervals. The permissible average power output during at 24 hours period shall not exceed 80% of the prime power. 10% overload available for governing purposes only.

ESP-ISO8528: It is defined as the maximum power available, under the agreed operating conditions, for which the generating set is capable of delivering for up to 500 h of operation per year (of which no more than 300 h for continuative use) with the maintenance intervals and procedures being carried out as prescribed by the manufacturers. No overload capability is available.

Diesel Generator | Three Phases/Single Phase

60Hz

Powered by Deutz

DE Series | 220V_Diesel 22kVA - 825kVA

Genset Model	ESP KVA	ESP KW	PRP KVA	PRP KW	Fuel Cons L/H(75%)	L*W*H(mm)	L*W*H(mm)	Engine Model	Country of origin	Cyl Arrangement	Displacement (L)	Gov	Cooling
DE28D6	28	22	25	20	5.2	1650*700*800	2020*955*1150	BFM3 G1	🇨🇳	4L	3.1	E	≈
DE42D6	42	34	38	30.4	6.7	1650*700*800	2300*955*1370	BFM3 G2	🇨🇳	4L	3.1	E	≈
DE55D6	55	44	50	40	8.9	1800*900*1465	2300*955*1250	BFM3T	🇨🇳	4L	3.1	E	≈
DE66D6	66	53	60	48	10.7	1800*900*1465	2520*1055*1250	BFM3C	🇨🇳	4L	3.1	E	≈
DE75D6	75	60	70	56	12.2	1850*900*1480	2520*1055*1250	BF4M2012	🇨🇳	4L	4.04	E	≈
DE90D6	90	72	82	66	14.8	1800*900*1465	2700*1140*1635	BF4M2012C G1	🇨🇳	4L	4.04	E	≈
DE110D6	110	88	100	80	18.2	2150*1000*1480	3000*1000*1250	BF4M2012C G2	🇨🇳	4L	4.04	E	≈
DE120D6	120	96	112	90	19.7	2350*1070*1650	3000*1000*1250	BF4M1013EC G1	🇨🇳	4L	4.76	E	≈
DE138D6	138	110	125	100	21.5	2150*1000*1480	3350*1140*1850	BF4M1013EC G2	🇨🇳	4L	4.76	E	≈
DE150D6	150	120	138	110	23.0	2150*970*1550	3350*1140*1850	BF4M1013FC	🇨🇳	4L	4.76	E	≈
DE185D6	185	148	168	134	29.3	2350*970*1500	3350*1140*1850	BF6M1013EC G1	🇨🇳	6L	7.15	E	≈
DE220D6	230	184	200	160	34.5	2350*1070*1650	3820*1150*2060	BF6M1013FC G2	🇨🇳	6L	7.15	E	≈
DE250D6	250	200	225	180	38.5	2450*1070*1750	3835*1145*2115	BF6M1013FC G3	🇨🇳	6L	7.15	E	≈
DE275D6	275	220	250	200	44.3	2600*1050*1850	4120*1150*2260	BF6M1015-LA GB	🇨🇳	6L	11.9	E	≈
DE300E6	300	240	275	220	45	2600*1050*1850	2600*1050*1850	TCD8.0	🇨🇳	6L	7.8	ECM	≈
DE300E6	300	240	275	220	45	2600*1050*1850	4120*1150*2260	TCD2013L6 4V	🇩🇪	6L	7.15	ECM	≈
DE313D6	313	250	275	220	48.0	2600*1050*1850	4120*1150*2260	BF6M1015C-LA G1B	🇨🇳	6V	11.9	E	≈
DE350D6	350	280	313	250	54.9	2700*1200*1850	4120*1150*2260	BF6M1015C-LA G2B	🇨🇳	6V	11.9	E	≈
DE388D6	388	310	350	280	61.3	2700*1200*1850	4120*1150*2260	BF6M1015C-LA G3B	🇨🇳	6V	11.9	E	≈
DE400D6	400	320	363	290	62.2	2700*1200*1850	4120*1150*2260	BF6M1015CP-LA G1B	🇨🇳	6V	11.9	E	≈
DE440D6	440	352	400	320	68.0	2700*1200*1850	4400*1450*2540	BF6M1015CP-LA G2B	🇨🇳	6V	11.9	E	≈
DE500D6	500	400	450	360	80.4	3400*1360*2230	4400*1450*2540	BF8M1015C-LA G1B	🇨🇳	8V	15.8	E	≈
DE525D6	525	420	475	380	84.5	3400*1360*2230	4750*1450*2500	BF8M1015CP-LA G1B	🇨🇳	8V	15.8	E	≈
DE563D6	563	450	500	400	91.6	3400*1360*2230	4750*1450*2500	BF8M1015CP-LA G2B	🇨🇳	8V	15.8	E	≈
DE600E6	600	480	550	440	93.9	3400*1360*2230	4750*1450*2500	BF8M1015CP	🇩🇪	8V	15.8	ECM	≈
DE625D6	625	500	563	450	99.2	3400*1360*2230	4750*1450*2500	BF8M1015CP-LA G3B	🇨🇳	8V	15.8	E	≈
DE750D6	750	600	688	550	106.3	3700*1450*2280	4910*1650*2465	HC12V132ZL-LAG1B	🇨🇳	12V	23.8	E	≈
DE825D6	825	660	750	600	116.9	4300*2050*2200	4910*1650*2465	HC12V132ZL-LAG2B	🇨🇳	12V	23.8	E	≈
DE22D6-1	22	22	20	20	5.2	1800*900*1465	2300*955*1370	BFM3 G1	🇨🇳	4L	3.1	E	≈
DE34D6-1	34	34	30	30.4	6.7	1800*900*1465	2300*955*1370	BFM3 G2	🇨🇳	4L	3.1	E	≈
DE44D6-1	44	44	40	40	8.9	2200*1000*1500	2520*1055*1250	BFM3T	🇨🇳	4L	3.1	E	≈
DE53D6-1	53	53	48	48	10.7	2200*1000*1500	2520*1055*1250	BFM3C	🇨🇳	4L	3.1	E	≈
DE60D6-1	60	60	56	56	12.2	2150*970*1550	3350*1140*1850	BF4M2012	🇨🇳	4L	4.04	M	≈
DE72D6-1	72	72	66	66	14.8	2150*970*1550	3350*1140*1850	BF4M2012C G1	🇨🇳	4L	4.04	E	≈
DE88D6-1	88	88	80	80	18.2	2350*1070*1650	3350*1140*1850	BF4M2012C G2	🇨🇳	4L	4.04	E	≈
DE96D6-1	96	96	90	90	19.7	2350*1070*1650	3820*1150*2060	BF4M1013EC G1	🇨🇳	4L	4.76	E	≈
DE110D6-1	110	110	100	100	21.5	2450*1070*1750	3820*1150*2060	BF4M1013EC G2	🇨🇳	4L	4.76	E	≈
DE120D6-1	120	120	110	110	23.0	2450*1070*1750	3970*1145*2320	BF4M1013FC	🇨🇳	4L	4.76	E	≈

≈ Water-cooling
Open type Containerized type 🇩🇪 The engine is Germany original 🇨🇳 The engine is China original

The rating is according to ISO 8528 : + 25℃ mASL: 30% relative humidity. The power losses please consult AGG Power Technical Department.

Further voltage rating are available under request: 60Hz_208V/220V/230V/240V/380V/400V/440V/460V/480V.

PRP-ISO8528: prime power is the maximum power available during a variable power sequence, which may be run for an unlimited number of hours per year, between stated maintenance intervals. The permissible average power output during at 24 hours period shall not exceed 80% of the prime power. 10% overload available for governing purposes only.

ESP-ISO8528: It is defined as the maximum power available, under the agreed operating conditions, for which the generating set is capable of delivering for up to 500 h of operation per year (of which no more than 300 h for continuative use) with the maintenance intervals and procedures being carried out as prescribed by the manufacturers. No overload capability is available.

A Series

Diesel Generator Sets | Powered by AGG

AGG Power Solutions

50Hz 60Hz



50Hz

Diesel Generator | Three Phases/Single Phase

Powered by AGG

A Series | 400V_Diesel 13.2kVA - 900kVA

Genset Model	ESP KVA	ESP KW	PRP KVA	PRP KW	Fuel Cons L/H (75%)	L*W*H (mm)	L*W*H (mm)	Engine Model	Country of origin	Cyl Arrangement	Displacement (L)	Gov	Cooling
AF16.5D5	16.5	13.2	15	12	2.6	1650*700*800	2020*955*1150	AF2270		4L	2.27	E	≈
AF22D5	22	18	20	16	3.5	1650*700*800	2020*955*1150	AF2540		4L	2.54	E	≈
AF33D5	33	26.4	30	24	5.0	1650*700*800	2020*955*1150	AF2540		4L	2.54	E	≈
AF44D5	44	35	40	32	6.4	1800*900*1465	2300*955*1370	AF3860		4L	3.86	E	≈
AF55D5A	55	44	50	40	7.8	1800*900*1465	2300*955*1370	AF3860		4L	3.86	E	≈
AF66D5	66	44	60	48	9.1	1800*900*1465	2300*955*1370	AF3860		4L	3.86	E	≈
AS69D5	69	55	62.5	50	12	2200*1000*1500	2520*1055*1250	AS4300		4L	4.3	E	≈
AS90D5	90	72	82.5	66	14.3	2200*1000*1500	2520*1055*1250	AS4300		4L	4.3	E	≈
AS110D5	110	88	100	80	17.1	2200*1000*1500	2950*1000*1250	AS4300		4L	4.3	E	≈
AS110D5	110	88	100	80	20.5	2200*1000*1500	2500*1070*1800	AS6500		6L	6.5	E	≈
AS125D5	125	100	112.5	90	16.7	2200*1000*1500	3170*1140*1780	AS4300		4L	4.3	E	≈
AS138D5	138	110	125	100	21.3	2200*1000*1500	3170*1140*1780	AS4300		4L	4.3	E	≈
AS150D5	150	120	138	110	23	2500*1070*1750	3000*1100*1800	AS6500		6L	6.5	E	≈
AS165D5	165	132	150	120	25.2	2500*1070*1750	3350*1140*1850	AS6500		6L	6.5	E	≈
AS206D5	206	165	187.5	150	29.5	2500*1070*1750	3600*1165*2070	AS6500		6L	6.5	E	≈
AS220D5	220	176	200	160	32.8	2600*1070*1850	3600*1165*2070	AS8900		6L	8.9	E	≈
AS250D5	250	200	225	180	36.8	2600*1070*1850	3970*1210*2220	AS8900		6L	8.9	E	≈
AS275D5	275	220	250	200	32.8	2600*1070*1850	3970*1150*2325	AS8900		6L	8.9	E	≈
AS300D5	300	240	275	220	53.4	2650*1100*1850	4210*1450*2260	AS11800		6L	11.8	E	≈
AS330D5	330	264	300	240	54.1	2650*1100*1850	4210*1450*2260	AS11800		6L	11.8	E	≈
AS388D5	388	310	350	280	54.1	2650*1100*1850	4210*1450*2260	AS11800		6L	11.8	E	≈
AS413E5	413	330	375	300	59.1	2850*1250*1850	4210*1450*2260	AS11800		6L	11.8	ECM	≈
AS440E5	440	352	400	320	70.3	3400*1360*2230	4210*1450*2260	AS12800		6L	12.8	ECM	≈
AS500E5	500	400	450	360	72.3	3400*1360*2230	4210*1450*2260	AS12800		6L	12.8	ECM	≈
AS563E5	563	450	500	400	85	3700*1450*2280	4910*1650*2465	AS25000		6L	25.18	ECM	≈
AS625E5	625	500	575	460	94	3700*1450*2280	4910*1650*2465	AS25000		6L	25.18	ECM	≈
AS700E5	700	560	636	510	99.0	3700*1450*2280	5010*1950*2540	AS25000		6L	25.18	ECM	≈
AS750E5	750	600	700	560	108.0	4300*2050*2200	5810*2090*2250	AS25000		6L	25.18	ECM	≈
AS825E5	825	660	750	600	119.3	4300*2050*2200	5810*2090*2250	AS25000		6L	25.18	ECM	≈
AS900E5	900	720	813	650	126.8	4300*2050*2200	5810*2090*2250	AS25000		6L	25.18	ECM	≈
AF13D5-1	13.2	13.2	12	12	2.6	1650*700*800	2020*955*1150	AF2270		4L	2.27	E	≈
AF18D5-1	18	18	16	16	3.5	1800*900*1465	2020*955*1150	AF2540		4L	2.54	E	≈
AF26D5-1	26.4	26.4	24	24	5.0	1800*900*1465	2020*955*1150	AF2540		4L	2.54	E	≈
AF35D5-1	35	35	32	32	6.4	2200*1000*1500	2300*955*1370	AF3860		4L	3.86	E	≈
AF44D5-1	44	44	40	40	7.8	2200*1000*1500	2300*955*1370	AF3860		4L	3.86	E	≈
AF48D5-1	48	48	44	44	8.3	2200*1000*1500	2300*955*1370	AF3860		4L	3.86	E	≈
AS55D5-1	55	55	50	50	12	2200*1000*1500	2950*1000*1250	AS4300		4L	4.3	E	≈
AS75D5-1	75	75	68	68	14.3	2200*1000*1500	3170*1140*1780	AS4300		4L	4.3	E	≈
AS88D5-1	88	88	80	80	17.1	2500*1070*1750	3350*1140*1850	AS4300		4L	4.3	E	≈
AS100D5-1	100	100	90	90	16.7	2500*1070*1750	3600*1165*1950	AS4300		4L	4.3	E	≈
AS110D5-1	110	110	100	100	21.3	2600*1070*1850	3835*1145*2115	AS4300		4L	4.3	E	≈

≈ Water-cooling

Open type Sound-proof type The engine is China original * Single phase power factor:1

The rating is according to ISO 8528: + 25°C mASL; 30% relative humidity.The power losses please consult AGG Power Technical Department.
Further voltage rating are available under request:50HZ_380V/400V/415V/440V.

PRP-ISO8528:prime power is the maximum power available during a variable power sequence,which may be run for an unlimited number of hours per year,between stated maintenance intervals.The permissible average power output during at 24 hours period shall not exceed 80% of the prime power.10% overload available for governing purposes only.

ESP-ISO8528: It is defined as the maximum power available,under the agreed operating conditions,for which the generating set is capable of delibering for up to 500 h of operation per year (of which no more than 300 h for continuative use) with the maintenance intervals and procedures being carried out as prescribed by the manufacturers. No overload capability is available.

Diesel Generator | Three Phases/Single Phase

60Hz

Powered by AGG

A Series | 220V_Diesel 17.6kVA - 900kVA

Genset Model	ESP KVA	ESP KW	PRP KVA	PRP KW	Fuel Cons L/H (75%)	L*W*H (mm)	L*W*H (mm)	Engine Model	Country of origin	Cyl Arrangement	Displacement (L)	Gov	Cooling
AF22D6	22	17.6	20	16	4.2	1650*700*800	2020*955*1150	AF2270		4L	2.54	E	≈
AF33D6	33	26.4	30	24	5.9	1650*700*800	2020*955*1150	AF2540		4L	2.54	E	≈
AF44D6	44	35.2	40	32	7.9	1650*700*800	2020*955*1150	AF3860		4L	3.86	E	≈
AF50D6	50	40	45	36	9.1	1800*900*1465	2300*955*1370	AF3860		4L	3.86	E	≈
AF66D6	66	52.8	60	48	10.9	1800*900*1465	2300*955*1370	AF3860		4L	3.86	E	≈
AF75D6	75	60	67.5	54	12.8	1800*900*1465	2300*955*1370	AF3860		4L	3.86	E	≈
AS75D6	75	60	69	55	13	1850*900*1480	2520*1055*1250	AS4300		4L	4.3	E	≈
AS100D6	100	80	90	72	16.4	2150*1000*1480	2520*1055*1250	AS4300		4L	4.3	E	≈
AS125D6	125	100	113	90	19.5	2150*1000*1480	2950*1000*1250	AS4300		4L	4.3	E	≈
AS138D6	138	110	125	100	21.8	2150*970*1550	3170*1140*1780	AS4300		4L	4.3	E	≈
AS138D6	138	110	125	100	23.7	2350*970*1500	3350*1140*1850	AS6500		6L	6.5	E	≈
AS165D6	165	132	150	120	25.2	2350*970*1500	2350*970*1500	AS6500		6L	6.5	E	≈
AS181D6	181	145	165	132	27.9	2300*1000*1600	3350*1140*1850	AS6500		6L	6.5	E	≈
AS206D6	206	165	188	150	32	2350*1070*1650	3350*1140*1850	AS6500		6L	6.5	E	≈
AS250D6	250	200	225	180	37.4	2450*1070*1750	3600*1165*2070	AS8900		6L	8.9	E	≈
AS275D6	275	220	250	200	41.6	2600*1050*1850	3970*1210*2220	AS8900		6L	8.9	E	≈
AS300D6	300	240	275	220	37.4	2600*1050*1850	3970*1210*2220	AS8900		6L	8.9	E	≈
AS330D6	330	264	300	240	46.1	2600*1050*1850	3970*1210*2220	AS11800		6L	11.8	E	≈
AS385D6	385	308	350	280	56.6	2700*1200*1850	3970*1210*2220	AS11800		6L	11.8	E	≈
AS388D6	388	310	350	280	56.6	2700*1200*1850	3970*1210*2220	AS11800		6L	11.8	E	≈
AS413E6	413	330	375	300	59.3	2850*1250*1850	4210*1450*2260	AS11800		6L	11.8	ECM	≈
AS481E6	481	385	438	350	77.6	2850*1250*1850	4210*1450*2260	AS12800		6L	12.8	ECM	≈
AS500E6	500	400	450	360	79.6	2850*1250*1850	4210*1450*2260	AS12800		6L	12.8	ECM	≈
AS563E6	563	450	500	400	85	3700*1450*2280	4910*1650*2465	AS25000		6L	25.18	ECM	≈
AS625E6	625	500	575	460	96	3700*1450*2280	4910*1650*2465	AS25000		6L	25.18	ECM	≈
AS700E6	700	560	638	510	106	3700*1450*2280	4910*1650*2465	AS25000		6L	25.18	ECM	≈
AS750E6	750	600	700	560	115	4300*2050*2200	4910*1650*2465	AS25000		6L	25.18	ECM	≈
AS825E6	825	660	750	600	127	4300*2050*2200	4910*1650*2465	AS25000		6L	25.18	ECM	≈
AS900E6	900	720	813	650	135	4300*2050*2200	5010*1950*2540	AS25000		6L	25.18	ECM	≈
AF18D6-1	17.6	17.6	16	16	4.2	1650*700*800	2020*955*1150	AF2270		4L	2.54	E	≈
AF26D6-1	26	26.4	24	24	5.9	1800*900*1465	2020*955*1150	AF2540		4L	2.54	E	≈
AF35D6-1	35	35.2	32	32	7.9	1800*900*1465	2020*955*1150	AF3860		4L	3.86	E	≈
AF40D6-1	40	40	36	36	9.1	1800*900*1465	2300*955*1370	AF3860		4L	3.86	E	≈
AF53D6-1	53	52.8	48	48	10.9	2135*800*1375	2300*955*1370	AF3860		4L	3.86	E	≈
AF60D6-1	60	60	54	54	12.8	2135*800*1375	2300*955*1370	AF3860		4L	3.86	E	≈
AS66.4D6-1	66.4	66.4	60	60	13	2150*970*1550	2950*1000*1250	AS4300		4L	4.3	E	≈
AS88D6-1	88	88	80	80	16.4	2350*1070*1650	3170*1140*1780	AS4300		4L	4.3	E	≈
AS100D6-1	100	100	90	90	19.5	2350*1070*1650	3350*1140*1850	AS4300		4L	4.3	E	≈
AS120D6-1	120	120	110	110	21.8	2450*1070*1750	3600*1165*1950	AS4300		4L	4.3	E	≈

≈ Water-cooling

Open type Sound-proof type The engine is China original * Single phase power factor:1

The rating is according to ISO 8528: + 25°C mASL; 30% relative humidity.The power losses please consult AGG Power Technical Department.
Further voltage rating are available under request:60Hz_208V/220V/230V/240V/380V/400V/440V/460V/480V.

PRP-ISO8528:prime power is the maximum power available during a variable power sequence,which may be run for an unlimited number of hours per year,between stated maintenance intervals.The permissible average power output during at 24 hours period shall not exceed 80% of the prime power.10% overload available for governing purposes only.

ESP-ISO8528: It is defined as the maximum power available,under the agreed operating conditions,for which the generating set is capable of delibering for up to 500 h of operation per year (of which no more than 300 h for continuative use) with the maintenance intervals and procedures being carried out as prescribed by the manufacturers. No overload capability is available.

50Hz 60Hz

D Series

Diesel Generator Sets | Powered by Doosan

AGG Power Solutions



Diesel Generator | Three Phases

50Hz

Powered by Doosan
D Series | 400V_Diesel 165kVA - 1000kVA

Genset Model	ESP KVA	ESP KW	PRP KVA	PRP KW	Fuel Cons L/H(75%)	L*W*H(mm)	or L*W*H(mm)	Engine Model	Country of origin	Cyl Arrangement	Displacement (L)	Gov	Cooling
D165D5	165	132	150	120	25.5	2500*1070*1750	3600*1165*1950	DP086TA		6L	8.1	E	
D220D5	220	176	200	160	43.1	2600*1070*1850	3835*1145*2115	P086TI		6L	8.1	E	
D250D5	250	200	225	180	36.8	2600*1070*1850	3970*1145*2320	DP086LA		6L	8.1	E	
D313D5	313	250	275	220	43.6	2650*1100*1850	4000*1450*2255	P126TI		6L	11.1	E	
D330D5	330	264	300	240	47	2650*1100*1850	4000*1450*2255	P126TI-II		6L	11.1	E	
D413D5	413	330	375	300	57.1	2850*1250*1850	4400*1450*2540	DP126LB		6L	11.1	E	
D440D5	440	352	400	320	65.1	2850*1250*1850	4400*1450*2540	P158LE		8V	14.6	E	
D500D5	500	400	450	360	72.9	2850*1250*1850	4750*1450*2500	DP158LC		8V	14.6	E	
D550D5	550	440	500	400	83.4	3400*1360*2230	4750*1450*2500	DP158LD		8V	14.6	E	
D625D5	625	500	563	450	94.2	3400*1360*2230	4750*1850*2500	DP180LA		10V	18.3	E	
D700D5	700	560	625	500	103.8	3400*1360*2230	4750*1850*2500	DP180LB		10V	18.3	E	
D750D5	750	600	675	540	147.1	3450*1435*2245	5112*1847*2535	DP222LB		12V	21.9	E	
D825D5	825	660	750	600	161	3520*1530*2250	5112*1847*2535	DP222LC		12V	21.9	E	
D880E5	880	704	800	640	145	3750*1880*2500	5112*2000*2535	DP222CB		12V	21.9	ECM	
D1000E5	1000	800	910	728	162	3750*1880*2500	5112*2000*2535	DP222CC		12V	21.9	ECM	

60Hz

Powered by Doosan
D Series | 220V/440V_Diesel 206kVA - 1125kVA

Genset Model	ESP KVA	ESP KW	PRP KVA	PRP KW	Fuel Cons L/H(75%)	L*W*H(mm)	or L*W*H(mm)	Engine Model	Country of origin	Cyl Arrangement	Displacement (L)	Gov	Cooling
D206D6	206	165	188	150	31.6	2350*970*1500	3600*1165*1950	P086TA		6L	8.1	E	
D250D6	250	200	225	180	37.7	2450*1070*1750	3835*1145*2115	P086TI		6L	8.1	E	
D275D6	275	220	250	200	41.7	2600*1050*1850	3970*1145*2320	DP086LA		6L	8.1	E	
D335D6	335	268	313	250	52.3	2700*1200*1850	4000*1450*2255	P126TI		6L	11.1	E	
D388D6	388	310	350	280	56	2700*1200*1850	4000*1450*2255	P126TI-II		6L	11.1	E	
D450D6	450	360	400	320	64	2700*1200*1850	4400*1450*2540	DP126LB		6L	11.1	E	
D500D6	500	400	450	360	74.7	3300*1470*2150	4400*1450*2540	P158LE		8V	14.6	E	
D575D6	575	460	520	416	83.4	3400*1360*2230	4750*1450*2500	DP158LC		8V	14.6	E	
D625D6	625	500	563	450	92.9	3400*1360*2230	4750*1450*2500	DP158LD		8V	14.6	E	
D700D6	700	560	625	500	106.6	3700*1450*2280	4910*1650*2465	DP180LA		10V	18.3	E	
D750D6	750	600	675	540	114.2	3700*1450*2280	4750*1850*2500	DP180LB		10V	18.3	E	
D825D6	825	660	750	600	120.4	4300*2050*2200	4750*1850*2500	DP222LA		12V	21.9	E	
D875D6	875	700	785	628	127.7	4300*2050*2200	5615*2190*2550	DP222LB		12V	21.9	E	
D935D6	935	748	850	680	134.4	4300*2050*2200	5615*2190*2550	DP222LC		12V	21.9	E	
D1000E6	1000	800	910	728	160	3750*1880*2500	5112*2000*2535	DP222CB		12V	21.9	ECM	
D1125E6	1125	900	1025	820	180	3750*1880*2500	5112*2000*2535	DP222CC		12V	21.9	ECM	

Water-cooling

Open type Sound-proof type The engine is Korean original

The rating is according to ISO 8528: + 25°C mASL; 30% relative humidity.The power losses please consult AGG Power Technical Department.
Further voltage rating are available under request:50HZ_380V/400V/415V/440V 60Hz_208V/220V/230V/240V/380V/400V/440V/460V/480V.

PRP(ISO8528):prime power is the maximum power available during a variable power sequence,which may be run for an unlimited number of hours per year,between stated maintenance intervals.The permissible average power output during at 24 hours period shall not exceed 80% of the prime power.10% overload available for governing purposes only.

ESP(ISO8528): It is defined as the maximum power available,under the agreed operating conditions,for which the generating set is capable of delibering for up to 500 h of operation per year (of which no more than 300 h for continuative use) with the maintenance intervals and procedures being carried out as prescribed by the manufacturers. No overload capability is available.

50Hz 60Hz

S Series

Diesel Generator Sets | Powered by Scania

AGG Power Solutions

Diesel Generator | Three Phases

50Hz

Powered by Scania
S Series | 400V_Diesel 275kVA - 770kVA

Genset Model	ESP KVA	ESP KW	PRP KVA	PRP KW	Fuel Cons L/H(75%)	L*W*H(mm)	L*W*H(mm)	Engine Model	Country of origin	Cyl Arrangement	Displacement (L)	Gov	Cooling
S275E5	275	220	250	200	38.6	3000*1100*1650	4120*1150*2260	DC09 072A 02-11		5L	9.3	ECM	
S313E5	313	250	275	220	51.9	3000*1100*1650	4000*1450*2255	DC09 072A 02-12		5L	9.3	ECM	
S330E5	330	264	300	240	45.4	3000*1100*1650	4000*1450*2255	DC09 072A 02-13		5L	9.3	ECM	
S360E5	360	288	325	260	72.6	3000*1100*1650	4000*1450*2255	DC09 072A 02-14		5L	9.3	ECM	
S400E5	400	320	375	300	53.9	3300*1200*2200	4400*1450*2540	DC13 072A 02-11		6L	12.7	ECM	
S450E5	450	360	400	320	60.7	3300*1200*2200	4400*1450*2540	DC13 072A 02-12		6L	12.7	ECM	
S500E5	500	400	450	360	66.6	3750*1150*2000	4750*1450*2500	DC13 072A 02-13		6L	12.7	ECM	
S550E5	550	440	500	400	72.4	3750*1150*2000	4750*1450*2500	DC13 072A 02-14		6L	12.7	ECM	
S600E5	600	480	550	440	94.9	3800*1550*2250	4750*1450*2500	DC16 093A 02-52		8V	16.4	ECM	
S660E5	660	528	600	480	93.0	3800*1550*2250	4750*1450*2500	DC16 093A 02-53		8V	16.4	ECM	
S700E5	700	560	640	512	99.8	4300*2050*2200	4750*1450*2500	DC16 093A 02-54		8V	16.4	ECM	
S770E5	770	616	700	560	107.2	4300*2050*2200	5615*2190*2550	DC16 072A 02-13		8V	16.4	ECM	

60Hz

Powered by Scania
S Series | 220V/440V_Diesel 313kVA - 800kVA

Genset Model	ESP KVA	ESP KW	PRP KVA	PRP KW	Fuel Cons L/H(75%)	L*W*H(mm)	L*W*H(mm) or	Engine Model	Country of origin	Cyl Arrangement	Displacement (L)	Gov	Cooling
S313E6	313	250	275	220	44.7	3000*1100*1650	4120*1150*2260	DC09 072A 02-11		5L	9.3	ECM	
S344E6	344	275	313	250	67.1	3000*1100*1650	4000*1450*2255	DC09 072A 02-12		5L	9.3	ECM	
S360E6	360	288	330	264	52.0	3000*1100*1650	4000*1450*2255	DC09 072A 02-13		5L	9.3	ECM	
S413E6	413	330	375	300	80.3	3000*1100*1650	4000*1450*2255	DC09 072A 02-14		5L	9.3	ECM	
S450E6	450	360	413	330	62.9	3300*1200*2200	4400*1450*2540	DC13 072A 02-11		6L	12.7	ECM	
S500E6	500	400	450	360	69.3	3300*1200*2200	4400*1450*2540	DC13 072A 02-12		6L	12.7	ECM	
S550E6	550	440	500	400	75.2	3750*1150*2000	4750*1450*2500	DC13 072A 02-13		6L	12.7	ECM	
S600E6	600	480	550	440	81.6	4750*1450*2500	4750*1450*2500	DC16 093A 02-52		8V	16.4	ECM	
S660E6	660	528	600	480	88.4	4750*1450*2500	4750*1450*2500	DC16 093A 02-53		8V	16.4	ECM	
S715E6	715	572	650	520	102.0	3800*1550*2250	4750*1450*2500	DC16 072A 02-11		8V	16.4	ECM	
S770E6	770	616	700	560	109.1	4300*2050*2200	4750*1450*2500	DC16 072A 02-12		8V	16.4	ECM	
S800E6	800	640	728	582	113.5	4300*2050*2200	4750*1450*2500	DC16 072A 02-13		8V	16.4	ECM	

Water-cooling

Open type Sound-proof type The engine is Sweden original

The rating is according to ISO 8528: + 25°C mASL; 30% relative humidity.The power losses please consult AGG Power Technical Department.

Further voltage rating are available under request:50HZ_380V/400V/415V/440V, 60Hz_208V/220V/230V/240V/380V/400V/440V/460V/480V.

PRP-ISO8528:prime power is the maximum power available during a variable power sequence,which may be run for an unlimited number of hours per year.between stated maintenance intervals.The permissible average power output during at 24 hours period shall not exceed 80% of the prime power.10% overload available for governing purposes only.

ESP-ISO8528: It is defined as the maximum power available,under the agreed operating conditions,for which the generating set is capable of delibering for up to 500 h of operation per year (of which no more than 300 h for continuative use) with the maintenance intervals and procedures being carried out as prescribed by the manufacturers. No overload capability is available.

50Hz 60Hz

MS Series

Diesel Generator Sets | Powered by SME/Mitsubishi

AGG Power Solutions

Diesel Generator | Three Phases

50Hz

Powered by SME/Mitsubishi
MS Series | 400V_Diesel 715kVA - 2750kVA

Genset Model	ESP KVA	ESP KW	PRP KVA	PRP KW	Fuel Cons L/H(75%)	L*W*H(mm)	or L*W*H(mm)	Engine Model	Country of origin	Cyl Arrangement	Displacement (L)	Gov	Cooling
MS715D5	715	572	650	520	104.2	3570*1495*2230	5000*1600*2545	S6R2-PTA-C		6L	29.9	E	≈
MS825D5	825	660	750	600	127.5	4000*1690*2250	5682*1950*2545	S6R2-PTAA-C		6L	29.9	E	≈
MS825D5	825	660	750	600	108.5	4000*1690*2250	5682*1950*2545	S6R2-PTAA		6L	29.9	E	≈
MS880D5	880	704	800	640	132.7	4000*1690*2250	5682*1950*2545	S6R2-A2PTAW2-5		6L	29.9	E	≈
MS1100D5	1100	880	1000	800	176.0	4300*2050*2200	5810*2090*2275	S12H-PTA		12V	49.3	E	≈
MS1400D5	1400	1120	1250	1000	175.3	5000*2060*2200	C20	S12R-PTA-C		12V	49.3	E	≈
MS1400D5	1400	1120	1250	1000	175	5000*2060*2200	C20	S12R-PTA		12V	49.3	E	≈
MS1540D5	1540	1232	1400	1120	199.4	5500*2270*2450	C20H	S12R-PTA2-C		12V	49.3	E	≈
MS1540D5	1540	1232	1400	1120	201.0	5500*2270*2450	C20H	S12R-PTA2		12V	49.3	E	≈
MS1650D5	1650	1320	1500	1200	239.6	5500*2270*2450	C20H	S12R-PTAA2-C		12V	49.3	E	≈
MS1650D5	1650	1320	1500	1200	239.6	5500*2270*2450	C20H	S12R-PTAA2		12V	49.3	E	≈
MS1915D5	1915	1532	1750	1400	268.8	5650*2200*2565	C40H	S16R-PTA-C		16V	65.3	E	≈
MS1915D5	1915	1532	1750	1400	268.8	5650*2200*2565	C40H	S16R-PTA		16V	65.3	E	≈
MS2100D5	2100	1680	1875	1500	284.8	5800*2200*2565	C40H	S16R-PTA2-C		16V	65.3	E	≈
MS2100D5	2100	1680	1875	1500	284.8	5800*2200*2565	C40H	S16R-PTA2		16V	65.3	E	≈
MS2250D5	2250	1800	2050	1640	371.6	5800*2200*2565	C40H	S16R-PTAA2-C		16V	65.3	E	≈
MS2250D5	2250	1800	2050	1640	371.6	5800*2200*2565	C40H	S16R-PTAA2		16V	65.3	E	≈
MS2500D5	2500	2000	2250	1800	377.2	6000*2575*2560	C40H	S16R2-PTAW-C		16V	79.9	E	≈
MS2500D5	2500	2000	2250	1800	377.2	6000*2575*2560	C40H	S16R2-PTAW		16V	79.9	E	≈
MS2750D5	2750	2200	2500	2000	384.7	6000*2575*2560	C40H	S16R2-PTAW2-E		16V	79.9	E	≈

60Hz

Powered by Mitsubishi
MS Series | 440V_Diesel 1500kVA - 2500kVA

Genset Model	ESP KVA	ESP KW	PRP KVA	PRP KW	Fuel Cons L/H(75%)	L*W*H(mm)	or L*W*H(mm)	Engine Model	Cyl Arrangement	Displacement (L)	Gov	Cooling
MS1500D6	1500	1200	1363	1090	210.4	5000*2060*2200	C20H	S12R-PTA	12V	49.03	E	≈
MS1688D6	1688	1350	1535	1228	240.3	5000*2060*2200	C40H	S12R-PTA2	12V	49.03	E	≈
MS1875D6	1875	1500	1625	1300	297.2	5000*2060*2200	C40H	S12R-PTAA2	12V	49.03	E	≈
MS2000D6	2000	1600	1815	1452	290.6	5650*2200*2565	C40H	S16R-PTA	16V	65.37	E	≈
MS2250D6	2250	1800	2050	1640	320.4	5800*2200*2565	C40H	S16R-PTAA2	16V	65.37	E	≈
MS2500D6	2500	2000	2250	1800	392.2	5800*2200*2565	C40H	S16R-PTAA2	16V	65.37	E	≈

≈ Water-cooling

Open type | Containerized type | The engine is China original | The engine is Japan original | The engine is France original

The rating is according to ISO 8528: + 25°C mASL, 30% relative humidity.The power losses please consult AGG Power Technical Department.
Further voltage rating are available under request:50HZ_380V/400V/415V/440V, 60Hz_208V/220V/230V/240V/380V/400V/440V/460V/480V.

PRP-ISO8528:prime power is the maximum power available during a variable power sequence,which may be run for an unlimited number of hours per year,between stated maintenance intervals.The permissible average power output during at 24 hours period shall not exceed 80% of the prime power.10% overload available for governing purposes only.

ESP-ISO8528: It is defined as the maximum power available,under the agreed operating conditions,for which the generating set is capable of delibering for up to 500 h of operation per year (of which no more than 300 h for continuative use) with the maintenance intervals and procedures being carried out as prescribed by the manufacturers. No overload capability is available.

50Hz 60Hz

M Series

Diesel Generator Sets | Powered by MTU

AGG Power Solutions

Diesel Generator | Three Phases

50Hz

Powered by MTU
M Series | 400V_Diesel 880kVA - 3250kVA

Genset Model	ESP KVA	ESP KW	PRP KVA	PRP KW	Fuel Cons L/H(75%)	L*W*H(mm)	or L*W*H(mm)	Engine Model	Country of origin	Cyl Arrangement	Displacement (L)	Gov	Cooling
M880E5	880	704	800	640	120.0	4106*1506*1855	C20	12V2000G65		12V	23.8	ADEC	≈
M1000E5	1000	800	900	720	143.5	4300*2050*2200	C20	16V2000G25		16V	31.8	ADEC	≈
M1100E5	1100	880	1000	800	141.0	4300*2050*2200	C20	16V2000G65		16V	31.8	ADEC	≈
M1250E5	1250	1000	1125	900	158.6	4300*2050*2200	C20	18V2000G65		18V	35.8	ADEC	≈
M1375E5	1375	1100	1250	1000	176.2	5000*2060*2200	C20H	18V2000G26F		18V	35.8	ADEC	≈
M1500E5	1500	1200	1350	1080	321.6	5500*2270*2450	C40H	12V4000G14RF		12V	57.2	ADEC	≈
M1650E5	1650	1320	1500	1200	275.9	5650*2200*2565	C40H	12V4000G23		12V	57.2	ADEC	≈
M1650E5	1650	1320	1500	1200	229.1	5650*2200*2565	C40H	12V4000G14F		12V	57.2	ADEC	≈
M1800E5	1800	1440	1625	1300	250.2	5650*2200*2565	C40H	12V4000G23		12V	57.2	ADEC	≈
M1800E5	1800	1440	1625	1300	275.9	5650*2200*2565	C40H	12V4000G14F		12V	57.2	ADEC	≈
M2000E5	2000	1600	1812	1450	303.8	5800*2200*2565	C40H	12V4000G63		12V	57.2	ADEC	≈
M2000E5	2000	1600	1812	1450	302.2	5800*2200*2565	C40H	12V4000G24F		12V	57.2	ADEC	≈
M2250E5	2250	1800	2050	1640	316.8	5800*2200*2565	C40H	16V4000G23		16V	76.3	ADEC	≈
M2250E5	2250	1800	2050	1640	310.3	5800*2200*2565	C40H	16V4000G14F		16V	76.3	ADEC	≈
M2500E5	2500	2000	2250	1800	342.7	6000*2575*2560	C40H	16V4000G63		16V	76.3	ADEC	≈
M2500E5	2500	2000	2250	1800	339.1	6000*2575*2560	C40H	16V4000G24F		16V	76.3	ADEC	≈
M2750E5	2750	2200	2500	2000	387.7	6500*2600*2560	C40H	20V4000G23		20V	95.4	ADEC	≈
M2750E5	2750	2200	2500	2000	387.7	6500*2600*2560	C40H	20V4000G14F		20V	95.4	ADEC	≈
M3000E5	3000	2400	2750	2200	422.0	6500*2600*2560	C40H	20V4000G63		20V	95.4	ADEC	≈
M3000E5	3000	2400	2750	2200	465.8	6500*2600*2560	C40H	20V4000G24F		20V	95.4	ADEC	≈
M3250E5	3250	2600	3000	2400	461.1	6500*2600*2560	C40H	20V4000G63L		20V	95.4	ADEC	≈
M3250E5	3250	2600	3000	2400	449.3	6500*2600*2560	C40H	20V4000G34F		20V	95.4	ADEC	≈

60Hz

Powered by MTU
M Series | 440V_Diesel 875kVA - 4000kVA

Genset Model	ESP KVA	ESP KW	PRP KVA	PRP KW	Fuel Cons L/H(75%)	L*W*H(mm)	or L*W*H(mm)	Engine Model	Country of origin	Cyl Arrangement	Displacement (L)	Gov	Cooling
M875E6	875	700	800	640	148.7	4300*2050*2200	5615*2190*2550	12V2000G45		12V	23.9	ADEC	≈
M1000E6	1000	800	900	720	168.9	4300*2050*2200	5810*2090*2250	12V2000G85		12V	23.9	ADEC	≈
M1125E6	1125	900	1025	820	190.7	4300*2050*2200	5810*2090*2250	16V2000G45		16V	31.8	ADEC	≈
M1250E6	1250	1000	1138	910	208.6	4300*2050*2200	5810*2090*2250	16V2000G85		16V	31.8	ADEC	≈
M1500E6	1500	1200	1375	1100	249.8	5000*2060*2200	C20H	18V2000G85		18V	35.8	ADEC	≈
M1925E6	1925	1540	1750	1400	251.7	5800*2200*2565	C40H	12V4000G43		12V	57.2	ADEC	≈
M1925E6	1925	1540	1750	1400	273.3	5800*2200*2565	C40H	12V4000G14S		12V	57.2	ADEC	≈
M2250E6	2250	1800	2000	1600	286.2	5800*2200*2565	C40H	12V4000G83		12V	57.2	ADEC	≈
M2250E6	2250	1800	2000	1600	310.6	5800*2200*2565	C40H	12V4000G24S		12V	57.2	ADEC	≈
M2500E6	2500	2000	2250	1800	354.5	5800*2200*2565	C40H	16V4000G43		16V	76.3	ADEC	≈
M2500E6	2500	2000	2250	1800	404.5	5800*2200*2565	C40H	16V4000G14S		16V	76.3	ADEC	≈
M2875E6	2875	2300	2625	2100	379.5	5800*2200*2565	C40H	16V4000G83		16V	76.3	ADEC	≈
M2875E6	2875	2300	2625	2100	434.7	5800*2200*2565	C40H	16V4000G24S		16V	76.3	ADEC	≈
M3125E6	3125	2500	2875	2300	432.2	6750*2750*3330	C40H	20V4000G43		20V	95.4	ADEC	≈
M3125E6	3125	2500	2875	2300	474.8	6750*2750*3330	C40H	20V4000G14S		20V	95.4	ADEC	≈
M3438E6	3438	2750	3125	2500	447.2	6750*2750*3330	C40H	20V4000G83		20V	95.4	ADEC	≈
M3438E6	3438	2750	3125	2500	522.4	6750*2750*3330	C40H	20V4000G24S		20V	95.4	ADEC	≈
M4000E6	4000	3200	3638	2910	531.1	6750*2750*3330	C40H	20V4000G83L		20V	95.4	ADEC	≈
M4000E6	4000	3200	3638	2910	631.3	6750*2750*3330	C40H	20V4000G44S		20V	95.4	ADEC	≈

≈ Water-cooling

Open type Sound-proof type The engine is Germany original The engine is China original

The rating is according to ISO 8528 : + 25℃ mASL; 30% relative humidity. The power losses please consult AGG Power Technical Department.

Further voltage rating are available under request: 50HZ_380V/400V/415V/440V, 60Hz_208V/220V/230V/240V/380V/400V/440V/460V/480V.

PRP-ISO8528: prime power is the maximum power available during a variable power sequence, which may be run for an unlimited number of hours per year, between stated maintenance intervals. The permissible average power output during at 24 hours period shall not exceed 80% of the prime power. 10% overload available for governing purposes only.

ESP-ISO8528: It is defined as the maximum power available, under the agreed operating conditions, for which the generating set is capable of delivering for up to 500 h of operation per year (of which no more than 300 h for continuative use) with the maintenance intervals and procedures being carried out as prescribed by the manufacturers. No overload capability is available.

Sound-Proof Canopy

Always Go Great

EFFICIENT, RELIABLE & DEPENDABLE ON SITE POWER

Power Solution

Always Go Great

AGG® Power Solutions

Always Go Great